

# Tables

[Table Properties](#) > [Merging Cells](#) > [Cell Content Alignment](#)

## Part 1: Create the table & specify alignment properties for EACH Cell

Upper Left	Center Top	Upper Right
Center Left	Center Center	Center Right
Lower Left	Center Bottom	Lower Right

Table Size: 612 pixels wide / 3 rows (108 pixels) / 3 columns (204 pixels)

Border Size: 1 (color: Black) / Cell Padding: 0 / Cell Spacing 0

Alignment: Center

**Part 2: Replace the text with a SMALL clip art image**










		
		
		

Table Size: 3 rows / 3 columns / 612 pixels wide  
Border Size: 1 (color: Black) / Cell Padding: 0 / Cell Spacing 0  
Alignment: Center